

Application Invited for Affiliation as

Vocational Training Institute

for imparting training under Courses Approved / Deemed to be Approved by
Maharashtra State Council of Vocation Training



MAHARASHTRA STATE COUNCIL OF VOCATION TRAINING

A Society registered under the Societies Registration Act 1860
1st Floor, Directorate of Vocational Education and Training,
Post Box No. 10036, 3, Mahapalika Road,
Elphinstone Technical High School Campus, Mumbai – 400 001
Website: <https://vti.dvet.gov.in>
E-Mail: mscvet@dvet.gov.in
Phone: 022-22620603 / 4 Ext:1203

TABLE OF CONTENTS

1	Abbreviations & Acronyms	3
2	About MSCVT	3
3	Reference Government Resolution	4
4	Official website of MSCVT.....	4
5	Designated Nodal Officer of MSCVT	4
6	Courses approved by MSCVT	4
7	Purpose for Call of Application for Affiliation as Vocational Training Institute.....	5
8	Scope of Work.....	5
9	Qualification Criteria.....	6
10	Application Process:.....	7
11	Affiliation Fees	7
12	Security Deposit:	7
13	Complete Response	7
14	Amendment of Scope of Work, Eligibility Criteria and Application Process	8
15	Training Fees	8
16	Admission of Candidates	8
17	Application Evaluation Process.....	8
18	IPR and Ownership rights	9
19	Patent rights.....	9
20	General Conditions	9
21	Confidentiality.....	9
22	Standards of Performance	10
23	De-affiliation and forfeit of Security Deposit.....	10
	Annexure A - Self Declaration	11
	Annexure B - Application Process	13

1 Abbreviations & Acronyms

DGT	Directorate General of Training, New Delhi
GOI	Government of India
GOM	Government of Maharashtra
GR	Government Resolution
IA	Inspecting Agency
INR	Indian Rupee
LoI	Letter of Intent
MES	Modular Employable Scheme of Government of India
MIS	Management Information System
MSBVEE	Maharashtra State Board of Vocational Education Examination
MSCVT	Maharashtra State Council of Vocational Training
MSDE	Ministry of Skill Development & Entrepreneurship, Government of India
MSSDS	Maharashtra State Skill Development Society
NCVT	National Council for Vocational Training
NSDA	National Skill Development Authority
NSDC	National Skill Development Corporation
PSU	Public Sector Undertaking
QA	Quality Assurance
QP	Qualification Pack
S.N.	Serial Number
SAA	Skill Assessment Agency
SDED	Skill Development and Entrepreneurship Department, Government of Maharashtra
SMS	Short Messaging Service
SOP	Standard Operating Procedure
SoW	Scope of Work
SSC	Sector Skill Council
SSDM	State Skill Development Mission
ToA	Training of Assessor
TP	Training Partner
VTI	Vocational Training Institute
VTP	Vocational Training Provider

2 About MSCVT

Government of India (GoI) through their flagship schemes as “Make in India” and “Skill India” have decided to skill 50 crore youth by 2022. In line with this objective Government of Maharashtra (GoM) have decided to skill 4.5 crore youth by 2022 through its aggressive “Skilled Maharashtra - Employable Maharashtra” policy.

There are large number of unrecognized institutes imparting skill based training however the courses are unapproved, unorganized and many a times not recognized by Industries. Further, there are various Government organizations working in skill domain but their activities remain isolated and duplicating, which lacks coordination.

Understanding this loop hole, Government of Maharashtra vide its Resolution dated 26th December, 2017 came up with the concept of “Vocational Training Institute” under Maharashtra State Council of Vocational Training (MSCVT). MSCVT is a society registered under Society Registration Act 1860 and setup in line with National Council for Vocational Training (NCVT) as per Directorate General of Training (DGT), New Delhi directives.

The said Government Resolution gives the detailed functioning of MSCVT, that are broadly classified into following 4 functions:

- 2.1 Course Approval
- 2.2 Empanelling Inspecting Agency (IA)
- 2.3 Affiliation of Vocational Training Institute (VTI)
- 2.4 Empanelling Skill Assessment Agency (SAA)

3 Reference Government Resolution

The process of Course Approval, Institute Affiliation and Empanelment are defined by Government Resolution No. KVU-2017 / P.K.237 / Abhiyan-1 Dated 26th December 2017 and shall be amended subsequently as amended by Government Resolution (GR) and decision of Governing Council and / or General Body as the case may be.

4 Official website of MSCVT

All the information, documents and processes of approval, affiliation and empanelment are available on MSCVT's official website <https://vti.dvet.gov.in>

5 Designated Nodal Officer of MSCVT

For the purpose of addressing all the queries related to this application, following has been designated as the nodal officer of MSCVT:

Administrative Officer

Maharashtra State Council of Vocational Training,

1st Floor, Directorate of Vocational Education and Training,

3, Mahapalika Road, Post Box No. 10036,

Elphinstone Technical High School Campus,

Mumbai - 400 001

Website: www.vti.dvet.gov.in

E-Mail: mscvt@dvet.gov.in

Phone: 022-22620603 / 4 Ext:1203

6 Courses approved by MSCVT

6.1 Approved Courses:

MSCVT approves courses as per the process laid by referred GR dated 26th December 2018. Syllabus of such MSCVT approved courses are available on the official website

6.2 Deemed to be Approved Courses:

Courses Approved by various agency and under various schemes are considered as Deemed to be Approved Courses by MSCVT

6.2.1 National Skill Development Corporation (NSDC)

6.2.2 Sector Skill Councils (SSCs)

6.2.3 National Council of Vocational Training (NCVT)

6.2.4 Modular Employability Scheme (MES)

6.2.5 Maharashtra State Board of Vocational Education Examination (MSBVEE)

7 Purpose for Call of Application for Affiliation as Vocational Training Institute

Maharashtra State Council of Vocational Training is entrusted with the responsibility for granting of Affiliation to the Vocational Training Institutes for imparting training in Approved and Deemed to be Approved Trades / Courses / Qualification Packs (QP).

MSCVT hence calls for Application from interested, eligible and qualified Vocational Training Institute (VTI) for imparting training for an initial period of 3 years and to be renewed every 5 years thereafter.

8 Scope of Work

The scope of work of VTI includes training, maintenance of Training records and getting the candidates assessed through empanelled Skill Assessment Agency (SAA). The indicative activities are:

- 8.1 VTI shall have the required number of eligible, qualified and certified Trainers for training in specified Trade / Course / QPs.
- 8.2 VTI shall ensure that the Trainer meet the basic qualification as prescribed and amended by Final Certifying Agency depending upon the scheme.
- 8.3 VTI shall shortlist Trainers for specific job roles, in consultation with MSCVT and / or Final Certifying Agency.
- 8.4 VTI shall nominate shortlisted Trainers for “Training of Trainers” (ToT) program and complete the Training of the Trainers and get them certified from MSCVT and / or Final Certifying Agency.
- 8.5 VTI shall bear the cost towards training and certification of their Trainers.
- 8.6 VTI shall register all its Certified Trainers on the portal as prescribed by MSCVT and / or Final Certifying Agency. VTI shall at any point of time maintain the minimum number of Certified Trainers on the specified Portal.
- 8.7 VTI shall have in house capability to translate the course material as per local requirements of the Candidates.
- 8.8 VTI shall have its own training tools both electronic and paper media. The electronic training tool shall be both in form of Online and Offline mode. Thus, VTI shall incorporate Technology based / Online Training Techniques to the extent possible / viable to ensure scalability, cost reduction and non- subjectivity to the highest extent and that if required VTI shall partner with an appropriate agency as evaluated and approved by MSCVT and / or Final Certifying Agency.
- 8.9 VTI shall provide support in pre-screening tasks and work with MSCVT and / or Final Certifying Agency to update trainee details on to the respective portal/s as specified and recommended by MSCVT and / or Final Certifying Agency.
- 8.10 VTI shall admit candidates only to the affiliated number of Units of Trade/ Course/ QP through the specified portal
- 8.11 VTI shall integrate the biometric attendance with the specified portal and shall maintain it on regular basis
- 8.12 Candidates with minimum prescribed attendance shall only be eligible for assessment
- 8.13 VTI shall co-ordinate and Liaise with Skill Assessment Agency (SAA) post nomination for the conduct of assessments.
- 8.14 Within 2 (two) working days on nomination of SAA for the conduct of assessment for any batch, SAA shall intimate acceptance for assessment of that batch / related tasks.
- 8.15 Within 2(two) working days of acceptance for conducting the assessment, SAA shall confirm availability of assessor to carry out assessments on the due date, time and location.
- 8.16 SAA shall inform VTI about the facilities (Lab / Test equipment etc.) required to be provided for assessments minimum 3 days prior to the assessment date.
- 8.17 VTI shall ensure that the required Infrastructure is available for assessment purpose.

- 8.18 Assessors shall verify the Aadhar Number & maintain an independent record of all candidates undergoing assessments.
- 8.19 SAA shall ensure that the candidate being assessed is the actual candidate as per documentary proof of his UID.
- 8.20 VTI shall ensure that only certified Assessors are have been assigned for assessment. VTI shall adhere to Assessment Schedule and inform all the candidates being assessed well in advance. However, if such assessor is not available SAA shall arrange for alternatives through their resource pool.
- 8.21 VTI shall ensure that the assessment exercise happens within the stipulated timeline.
- 8.22 MSCVT and / or Final Certifying Agency shall also conduct on-site visits during the assessment for quality check purpose at its own cost.
- 8.23 VTI shall ensure that copies of the original documents of the candidates and training related documents are documented, collated, filed as per MSCVT and / or Final Certifying Agency guidelines and submitted to MSCVT and / or Final Certifying Agency so as to be retained for a minimum period of 10 (ten) years.
- 8.24 VTI shall agree that MSCVT and / or Final Certifying Agency shall validate the results of the assessment undertaken by assessors as per the Trade / Course / QP and share the results, as per the discretion of MSCVT and / or Final Certifying Agency.
- 8.25 Training shall be guided by the Training criteria designed & approved by MSCVT and / or Final Certifying Agency. VTI shall ensure that all training conform to training guidelines and that these are undertaken as per the predefined format and in accordance with each of the performance criteria outlined in respective Trade/ Course / QP.

9 Qualification Criteria

S.N.	Pre-Qualification Criteria	Documents Required
8.1	The Applicant must be a Government Organization / Institution or any legal entity registered as Company / Firm / Trust / Society / Limited Liability Partnership / Partnership constituted with the objective of conducting Training in Skill/ Vocational Courses	<ul style="list-style-type: none"> • Certificate from Head of the Department declaring the nature & scope of organization / institution • Self-certified copy of the registration certificate issued by the relevant competent authority • Self-certified copy of the MOA / Trust deed / Partnership Deed / Shop & Establishment Certificate etc.
8.2	The Applicant must be registered in Maharashtra and should have the complete office setup in the State of Maharashtra	<ul style="list-style-type: none"> • Self-certified copy of the registration certificate issued by the relevant competent authority with the complete address • Self-certified copy of the Address Proof of the office issued by the relevant competent authority
8.3	The Applicant must have required Infrastructure and Man Power as per norms for the applied Trade/ Course/ QP	<ul style="list-style-type: none"> • Online Information
8.4	The Applicant is not debarred, suspended, black listed, declared defaulter by any Government / Government Entity (Central or State Government or PSU) in India or is under a declaration of ineligibility for fraudulent or corrupt practices by any Government / Government Entity (Central or State Government or PSU) in India.	<ul style="list-style-type: none"> • Affidavit on 100 Rs. Non-Judicial Stamp Paper signed by Authorized signatory with seal and stamp as per Annexure A
8.9	The Applicant must not have been Empaneled with MSCVT as SAA	<ul style="list-style-type: none"> • Online Self-Declaration
8.10	The bidder must have a valid PAN and GST Number	<ul style="list-style-type: none"> • Copy of the PAN and GST Number (If available) to be uploaded

10 Application Process:

The complete process for affiliation as Vocational Training Institute is annexed here as **Annexure B**. Applicant shall submit the online application, relevant supporting documents and Application Fees, Empanelment Fees and Security Deposits.

11 Affiliation Fees

- 11.1 Application Fees: Rs. 2,000 per Application
- 11.2 Affiliation Fees: Rs. 10,000 per Trade/ Course / QP for new affiliation
Rs. 5,000 per Trade/ Course/ QP for Deemed to be Affiliated
- 11.3 The Application and Affiliation Fees are non-refundable and to be paid online.
- 11.4 The Applicant is responsible for all costs incurred in connection with application including, but not limited to, costs incurred in conduct of informative and other due diligence activities, participation in meetings / discussions / presentations, preparation of documents, providing any additional information and document as required by MSCVT to facilitate the evaluation process.
- 11.5 MSCVT shall in no case be responsible or liable for any such cost, regardless of the conduct or outcome of the online application process.
- 11.6 MSCVT shall not entertain any request for reimbursement of any cost incurred by the applicant in connection with application process under any circumstances.

12 Security Deposit:

- 12.1 Security Deposit: Rs. 25,000 per Trade/ Course / QP
- 12.2 Security Deposit is to be deposited by VTI within a period of 30 days from being informed by MSCVT as fit for affiliation.
- 12.3 VTI shall not demand for any interest on the Security Deposit.

13 Complete Response

- 13.1 Applicants are advised to study all instructions, forms, terms, project requirements, documents and other information prescribed in this document carefully.
- 13.2 Applicant to submit complete Application Form online on <https://vti.dvet.gov.in> with all relevant supporting documents. Online Submission of Application form shall be deemed to have been done after careful study and examination of this document with full understanding of its implications.
- 13.3 The application must be complete in respect of submission of information strictly in accordance with the formats prescribed in this document as well as Online submission of application and all relevant supporting documents
- 13.4 Failure to furnish any information, non-submission of supporting relevant documents or any deviation from the format as prescribed in this document shall make the Application to be rejected.
- 13.5 All documents submitted online shall be only in Marathi, Hindi or English Language and be legible. For any document other than Marathi, Hindi or English Language, applicant has to submit certified translated copy.
- 13.6 Application for the Applicant falling to present original documents and non-compliance of the training infrastructure and man power norms during inspection/ evaluation shall be treated as rejected.

14 Amendment of Scope of Work, Eligibility Criteria and Application Process

- 14.1 MSCVT may, for any reason, whether at its own initiative, GoI / GoM / Final Certifying Agency's Policies / Directives / Guidelines or in response to a clarification requested by Applicants modify the Scope of Work, Eligibility Criteria, Application, Affiliation Process and / or requirement of documents.
- 14.2 MSCVT reserves the right to terminate permanently or suspend temporarily the Affiliation Process at any time and without assigning any reason for any particular Trade/ Course / QP / Sector or for all Trades / Courses / QPs / Sectors.

15 Training Fees

- 15.1 All the courses Approved / Deemed to be Approved by MSCVT shall be divided in 4 categories and the Rate in Rs. per Trainee per Hour shall be declared accordingly for each category.
- 15.2 MSCVT shall not provide any sort of funding, fee reimbursement, scholarship, sponsorship or any sort of benefits to any of its empanelled VTI.
- 15.3 For VTI availing the benefit of any Central or State Schemes of Fee Reimbursement, sponsorship, scholarship, etc. shall be entitled for the prevailing Training Fees and payment norms as per the selected scheme.
- 15.4 VTI shall not charge training fees more than the prescribed fees for the category, however, VTI shall have liberty to charge training fees less than the prescribed fees.
- 15.5 VTI affiliated to MSCVT shall be eligible to avail the benefit under available schemes and funds through Maharashtra State Skill Development Society (MSSDS)
- 15.6 VTI shall deposit the prescribed Assessment Fees to MSCVT Account atleast 7 days prior to assessment. MSCVT shall initiate the assessment activity only on receipt of assessment fees.
- 15.7 VTI shall not pay any additional fees, any form of gifts or any kind of favour both in kind or cash to SAA.

16 Admission of Candidates

- 16.1 Candidates has to register on prescribed portal for admission. Candidates has to apply for admission to selected VTI
- 16.2 The Candidates shall be admitted by VTI through the prescribed portal
- 16.3 VTI shall allocate certified Trainer to the batch
- 16.4 VTI shall integrate their Biometric Attendance system with the prescribed portal and register the attendance on the regular basis
- 16.5 Candidates have to maintain the minimum percentage of attendance so as to qualify for assessment
- 16.6 The SAA shall be allotted for assessment 15 days prior to completion of training. The VTI shall deposit assessment fees minimum 7 days prior to assessment.
- 16.7 The detailed Admission, Training and Assessment Process shall be provided in separate User Manual.

17 Application Evaluation Process

- 17.1 MSCVT reserves the right to decide upon the timeline for all stages of evaluation
- 17.2 Application Evaluation Process is based upon the verification of Documents to substantiate Eligibility and physical verification of the infrastructure as per Norms of the applied Trade/ Course/ QP
- 17.3 The Eligibility Criteria, Infrastructure Norms and Evaluation Process shall be amended as per Government Resolution, Government Policy, Decision of General Body and Governing Council.

- 17.4 Institute already affiliated to/ approved by NCVT, NSDC, SSC, MSSDS or MSBVEE are treated as deemed to be affiliated to MSCVT. However, these institute have to register themselves on MSCVT official website. Such institutes are exempted from physical inspection and given 50% concession in Affiliation Fees.

18 IPR and Ownership rights

- 18.1 All the data, material, information and documents collected / generated during the training shall be exclusive “Intellectual Property” of MSCVT and Final Certifying Agency.
- 18.2 VTI shall handover all data, material, information and documents etc. collected / generated during of the training process to MSCVT and Final Certifying Agency in the prescribed form and manner.

19 Patent rights

- 19.1 The Selected Agency shall indemnify MSCVT against any claim asserted by a third party of infringement of copyright, patent, trademark or industrial design rights arising from the use of the Goods or any part thereof by the VTI during and after the affiliation period.
- 19.2 MSCVT shall not be liable for any claim asserted by a third party of infringement of copyright, patent, trademark or industrial design rights arising from the use of the Goods or any part thereof by the VTI in course of providing requisite services during the affiliated period.

20 General Conditions

- 20.1 MSCVT makes no commitments, express or implied, that the Affiliation Process will result in a business transaction with anyone.
- 20.2 MSCVT does not assure allotment of any minimum or maximum number of batches for training in any financial year to any of its affiliated VTI.
- 20.3 MSCVT has the full authority to decide upon the maximum number of VTI to be affiliated for training in any particular Trade / Course / QP / Sector.
- 20.4 All data collected; created, processed and stored anywhere during training shall be the sole property of MSCVT.
- 20.5 Affiliation of VTI to MSCVT shall not restrict it from applying for affiliation as Training Partner to any other Agency and thus carrying out training activities.

21 Confidentiality

- 21.1 VTI shall not use for purpose other than training or disseminate the candidate information, training records, Question Bank, Question Paper, etc. to any other party other than MSCVT and Final Certifying Agency.
- 21.2 VTI shall maintain confidentiality during assessment.
- 21.3 VTI shall not contact any SAA on its own without being allotted for assessment.
- 21.4 VTI shall not declare result on its own.

22 Standards of Performance

The Selected Institute shall perform the Services and carry out its obligations under the Contract with due diligence, efficiency and economy, in accordance with best set of accepted techniques and practices used in the industry and shall observe sound management practices. The Selected Institute shall always act, in respect of any matter relating to this Contract, as faithful advisors to the Client and shall, at all times, support and safeguard the Client's legitimate interests in any dealings with Third Parties.

23 De-affiliation and forfeit of Security Deposit

- 23.1 The affiliation of VTI shall be terminated and the Security Deposit shall be forfeited in case if:
 - 23.1.1 Document and Information submitted during application found to be false / forged.
 - 23.1.2 VTI terminated the training and leaves the admitted candidates unattended.
 - 23.1.3 VTI collects the training fees more than the prescribed training fees.
 - 23.1.4 VTI avails the benefit of sponsorship/ scholarship/ funding for training and even collects the fees from the candidates without reimbursing fees to the benefited candidates.
 - 23.1.5 VTI admits ineligible candidates.
 - 23.1.6 VTI claims for the benefits through various schemes without actual conduction of training.
 - 23.1.7 VTI adopts unlawful and unethical practices in the training
 - 23.1.8 VTI breaches the conditions of confidentiality and other conditions as specified and amended by MSCVT from time to time
- 23.2 MSCVT shall issue notice to the VTI regarding termination of affiliation to submit its explanation to MSCVT within 15 days.
- 23.3 The Member Secretary, MSCVT shall decide on termination of empanelment.
- 23.4 VTI can approach MSCVT for appeal and the appeal can be heard and decided by the Chairman, Governing Council of MSCVT.
- 23.5 VTI on its own can apply for de-affiliation. In such case the Security Deposit shall be returned to VTI once their request for de-affiliation is accepted by MSCVT and no dues are pending against VTI

Annexure A - Self Declaration

(On `100 Non-Judicial Stamp Paper)

I _____ (Name of Authorized Representative) as an Authorized Representative(s) of _____ (Name of the organization), having registered office at _____ (Address of the registered office) have applied for Affiliation as Vocational Training Institute in the name of _____ (Name of Proposed Institute) with Temporary Registration Number _____. I hereby declare that

1. Our organization is having unblemished past record and was not declared as debarred, suspended, black listed, declared defaulter by any Government / Government Entity (Central or State Government or PSU) in India or is under a declaration of ineligibility for fraudulent or corrupt practices by any Government / Government Entity (Central or State Government or PSU) in India.
2. I / We have carefully read and understood all the criteria for affiliation as Vocational Training Institute.
3. I / We have verified the conformity with requirements of the affiliation criteria.
4. I / We here by assure that the information provided in support of this application is correct to the best of my knowledge and belief.
5. I / We shall produce all the Original Documents to substantiate the uploaded information and documents to the Inspection Committee and MSCVT whenever asked for.
6. I / We hereby assure that the institute abide to all the safety norms
7. I / We shall regularly check DVET and MSCVT website and follow the instructions from time to time after submitting the application.
8. I / We undertake that DVET/ MSCVT shall not be responsible for negligence on my/our part once any information is updated on the website and I / We fail to check the same.
9. Apart from affiliation norms, I / We shall follow all existing statues/ provisions/ notifications/ orders/ policies of Central and State Government issued in respect to Training.
10. I / We shall appoint adequate number of staff, both training and supporting, with requisite qualification and update their information on portal before admitting the Trainees.
11. I / We hereby assure that we shall admit the trainees only to approved and affiliated Units.
12. I / We hereby assure that we shall verify the entry qualification of the trainees and produce trainee documents for verification.
13. I / We hereby assure that we are not blacklisted by Central/ State Government or any of its organization for any reason.
14. I / We hereby assure that we shall not use the Training Infrastructure for any other purpose other than Training for affiliated units.
15. I / We are aware that I / We shall be prosecuted under the Law, application shall be cancelled and all the fees paid shall be ceased for
 - 15.1. information furnished by us is proved to be false, incorrect or incomplete
 - 15.2. documents uploaded is proved to be fake/ manipulated/ forged,
 - 15.3. photos uploaded are not as actual and have been manipulated,
 - 15.4. influence or threaten inspection committee or approving/ affiliating authorities
16. I / We are aware that Application Fee/ Inspection Fees/ Revisit Fees once paid is 'non-refundable'.
17. I / We are aware that I / We are entitled only for refund of Deposit/ Caution Money less the dues, if any, on surrender/ de-affiliate/ closure of Institute/ Courses/ Trades/ Units on our request.
18. I / We are aware that the affiliation granted is not permanent and I / We shall regularly renew it.
19. I / We are also aware that this application does not mean grant of affiliation, but shall be validated by the authorities and approve/ affiliated / reject either in part or complete depending upon the Training Infrastructure requirement and availability.
20. I / We are not empanelled as Skill Assessment Agency (SAA) with Maharashtra State Council of Vocational Training (MSCVT). I / We also declare that neither of our any sister concern, partner,

subsidiary organization or other organization having common stakeholders are empanelled as SAA with MSCVT.

Signature:

Name of the Authorized Signatory:

Designation:

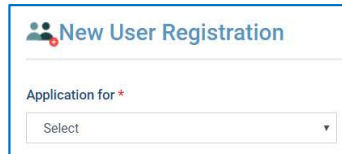
Office Seal:

Date:

Place:

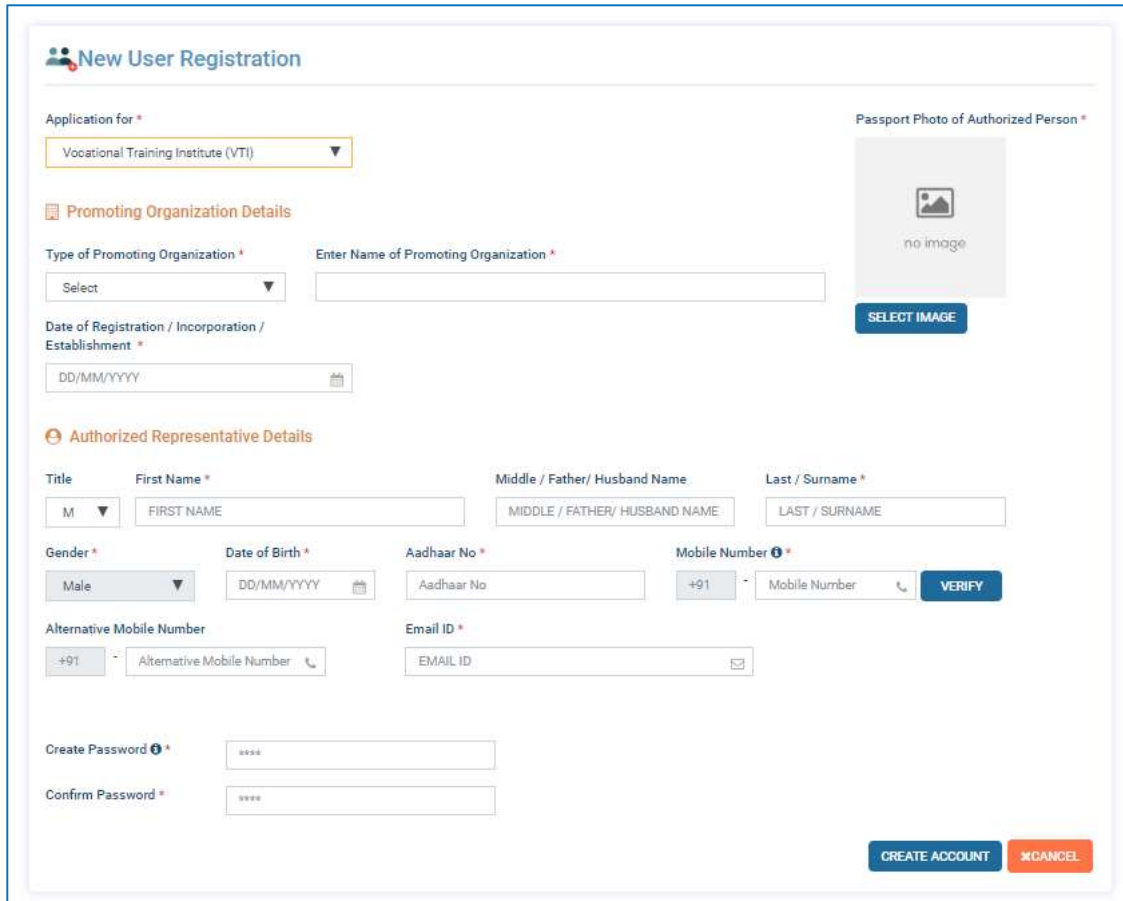
Annexure B - Application Process

1. Visit <https://vti.dvet.gov.in> for Application for Empanelment as Skill Assessment Agency
2. Click on “Institutes” Tab on the right-hand side of the header bar and then select “New Institute Registration”
3. Select “Vocational Training Institute (VTI)” from the drop down



The screenshot shows a section titled "New User Registration". Below the title is a dropdown menu labeled "Application for *". The dropdown is open, showing "Vocational Training Institute (VTI)" as the selected option. Below the dropdown is a "Select" button.

4. **New User Registration:** Enter all the details on the following page



The screenshot shows the "New User Registration" form. It includes sections for "Promoting Organization Details" and "Authorized Representative Details".

Promoting Organization Details:

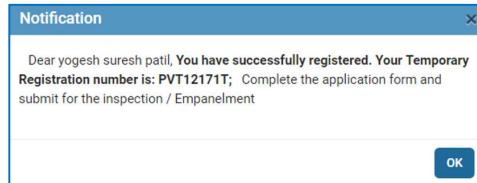
- Application for *:** Vocational Training Institute (VTI)
- Type of Promoting Organization *:** Select
- Enter Name of Promoting Organization *:** [Text Field]
- Date of Registration / Incorporation / Establishment *:** DD/MM/YYYY
- Passport Photo of Authorized Person *:** no image (with a SELECT IMAGE button)

Authorized Representative Details:

- Title:** M
- First Name *:** FIRST NAME
- Middle / Father/ Husband Name:** MIDDLE / FATHER/ HUSBAND NAME
- Last / Surname *:** LAST / SURNAME
- Gender *:** Male
- Date of Birth *:** DD/MM/YYYY
- Aadhaar No *:** Aadhaar No
- Mobile Number *:** +91 - Mobile Number (with a VERIFY button)
- Alternative Mobile Number:** +91 - Alternative Mobile Number
- Email ID *:** EMAIL ID
- Create Password *:** [Text Field]
- Confirm Password *:** [Text Field]
- Buttons:** CREATE ACCOUNT, CANCEL

- 4.1. **Application for:** Auto Selected as “Vocational Training Institute (VTI)”
- 4.2. **Promoting Organization Details:**
 - 4.2.1. **Type of Promoting Organization:** Select from Drop Down
 - 4.2.2. **Enter Name of Promoting Organization:** Enter the Name as per Registration Certificate
 - 4.2.3. **Date of Registration / Incorporation / Establishment:** Select Date
- 4.3. **Authorized Representative Details:** Authorized Representative is a person who is authorized by the Promoting Organization for submitting Application Form. The Authorized Representative shall be required to provide the Authorization Certificate during inspection.
 - 4.3.1. **Title:** Select Title
 - 4.3.2. **First Name:** Enter First Name
 - 4.3.3. **Middle / Father / Husband Name:** Enter Name. If not applicable then enter space
 - 4.3.4. **Last / Surname:** Enter Surname. If not applicable then enter space
 - 4.3.5. **Gender:** Auto selected with reference to Title
 - 4.3.6. **Date of Birth:** Select Date of Birth
 - 4.3.7. **Aadhar No.:** Enter Aadhar Number
 - 4.3.8. **Mobile Number:** Enter the Mobile Number. All the communication through SMS shall be sent on this Mobile Number. Click on “VERIFY” to verify the number through OTP sent on the entered Mobile Number

- 4.3.9. **Alternative Mobile Number:** Enter Alternative Mobile Number
- 4.3.10. **Email ID:** Enter Email ID. All communication shall be sent on this Email ID
- 4.3.11. **Passport Photo of Authorized Person:** Upload the recent colour Passport Photo
- 4.4. **Create Password:** Create Password of the New Registration. The Password shall contain minimum 8 characters containing atleast 1 Capital Alphabet, 1 Special Character and 1 Number e.g. "Test#123". The Registration ID which shall be used as User ID to login to the Online Account shall be created by the System.
- 4.5. **Confirm Password:** Re-enter the Password to confirm
5. Account shall be created and **Temporary Registration Number** shall be generated. Applicant shall login with the Temporary Registration Number and complete the application process.



6. Visit <https://vti.dvet.gov.in> for completing and submitting the Application for Empanelment as Skill Assessment Agency
7. Click on "Institutes" Tab on the right-hand side of the header bar and then select "Already Registered Institute Login"
8. Enter the Registration Number, Password and Captcha and click on "LOGIN".

Login

PVT12164T

VP5SX

VP5SX

LOGIN

[Forgot Password?](#)

9. Applicant can click on "Forgot Password" to get the Password through SMS on the registered Mobile Number of Authorized Representative.
10. Applicant has to pay the Registration Fees of Rs. 2,000 through Payment Gateway.

AXIS BANK Directorate of Vocational Education and Training

Registration Id : PVT06307T Amount : 2000

UIN : 45022880 (SAVE FOR FUTURE REFERENCE)

Terms and Conditions : I accept the Terms and Conditions contained herein that shall apply to any person using the services of Easyway provided by Axis Bank for making payments through an online payment gateway service. Each User is therefore deemed to have read and accepted these Terms and Conditions. General Terms and Conditions for Online Payments 1. Axis Bank, obligations, undertakings shall

Payment Options

INTERNET BANKING CREDITCARD/DEBITCARD

Pay at Axis Bidok - Other Banks/Debit Card

11. **Application Form – Dashboard:** After the Applicant Logs in then following dashboard shall be displayed.

Application Form - Dashboard

Application Form

Promoting Organization Details 31%	Promoters Details 35%	Proposed Institute Details 0%	Proposed Trade/Units Details 0%	Land Details 0%
Funds Availability and Requirement Details 0%	Workshop Space Details 0%	Common Facility Space Details 0%	Building Details 0%	Power Details 0%
Infrastructure Details 0%	Other Infrastructure Details 0%	Self Declaration 0%	Inspection Fees 0%	Submit Details and Request for Inspection 0%

The Application is divided in various sections for ease of filling of Application Form. The “**Application Form – Dashboard**” gives brief status of completion in percentage. Once all sections are filled 100% the Application shall be eligible for submission. Click on any section to fill up the information.

12. **Promoting Organization Details:** Fill up the Promoting Organization Details on following page:

Promoting Organization Details	
Type of Promoting Organization	SOCIETY
Name of Society/Trust/Company/Partnership(As appeared on Registration Certificate)	SARASWATI EDUCATION TRUST
Date of Registration *	12/08/2018
Registration/ Incorporation Number *	42308/SADF/42
Address as mentioned during Registration *	1ST FLOOR, DIRECTORATE OF VOCATIONAL EDUCATION AND TRAINING, 3, MAHAPALIKA MARG, ELPHINSTONE TECHNICAL HIGH SCHOOL CAMPUS
Pin Code *	400001
State *	MAHARASHTRA
District *	MUMBAI
Taluka *	MUMBAI
City / Village *	MUMBAI G.P.O.
Phone Number *	022 22640603
Email Id *	DVET@DVET.GOV.IN
Upload Registration / Incorporation Certificate *	SELECT FILE Download Document.pdf
Upload PAN Card of the organization *	SELECT FILE Download Document.pdf

- 12.1. **Type of Promoting Organization:** Information entered during registration shall be displayed in non-editable form
- 12.2. **Name of Society / Trust / Company / Partnership (As appeared on Registration Certificate):** Information entered during registration shall be displayed in non-editable form
- 12.3. **Date of Registration:** Information entered during registration shall be displayed in non-editable form
- 12.4. **Registration / Incorporation Number:** Enter Registration / Incorporation Number as per document
- 12.5. **Address as mentioned during Registration:** Enter the Address of Promoting Organization as per as Registration / Incorporation Certificate. If the present address is different than the address on Registration / Incorporation Certificate, then the applicant has to provide a separate documentary evidence to substantiate the entered information.
- 12.6. **Pin Code:** Enter Pin Code
- 12.7. **State:** Auto Displayed on basis of entered Pin Code
- 12.8. **District:** Auto Displayed on basis of entered Pin Code
- 12.9. **Taluka:** Auto Displayed on basis of entered Pin Code
- 12.10. **City / Village:** Select City / Village depending upon the entered Pin Code
- 12.11. **Phone Number:** Enter Phone Number of the Promoting Organization
- 12.12. **Email ID:** Enter Email ID of the Promoting Organization
- 12.13. **Upload Registration / Incorporation Certificate:** Upload the Certificate in Pdf Format. If the present address is different than the address on Registration / Incorporation Certificate, then upload the respective document along with Registration / Incorporation Certificate to substantiate the entered information.
- 12.14. **Upload PAN Card of the Organization:** Upload the PAN Card copy of the Promoting Organization in Pdf Format.
- 12.15. **Save and Next:** Click to Save the filled information and go to the next page
- 12.16. **Cancel:** Click to cancel all filled information

13. **Promoters Details:** Fill up the Promoters Details on following page:

Chairman/ President/ Signatory Partner/ Proprietor Details

Are the details same as that of Authorized Representative? ☐ Yes ☒ No

Title * First Name * Middle/ Father/ Husband Name

Last / Surname * Date of Birth * Gender * Mobile Number * Passport Photo *

Alternative Mobile Number Email ID * Aadhaar No. *

Trustee / Director's / Members / Partners Details

Title	First Name *	Middle/ Father/ Husband Name	Last / Surname *	Date of Birth *	Primary Mobile No. *	Alternative Mobile Number	Email ID *	Aadhaar No. *	Passport Photo	Action
MR	FSD	FSD	DSFA	01/05/2000	9422790519	9422790519	FSD@GMAIL.COM	123412341234		<input type="button" value="CHANGE / REMOVE PHOTO"/>

- 13.1. **Chairman / President / Signatory Partner / Proprietor Details:** If the Authorized Representative is himself / herself the Chairman / President / Signatory Partner / Proprietor then select “Yes” else select “No”. If “Yes” selected
- 13.1.1. Are the details same as that of Authorized Representative: If “Yes” then the details as entered for Authorized Representative shall be displayed in non-editable format
- 13.1.2. If selected “No”, then the details have to be entered and Passport Photo to be uploaded
- 13.2. **Trustee / Director / Member / Partner Details:** Enter the details of all the members. Click on “ADD NEW MEMBER” to add new row.
- 13.3. **Save and Next:** Click to Save the filled information and go to the next page
- 13.4. **Cancel:** Click to cancel all filled information

14. **Proposed Institute Details:** Enter all the details regarding Proposed Institute

Proposed Institute Details

Name of Institute * Address *

Pin Code * State * District * Taluka *

City / Village * Location Category * Phone Number *

Email Id * Upload Resolution to Start Institute *

[Download Document.pdf](#)

- 14.1. **Name of Institute:** Enter the name of Proposed Institute. MSCVT reserves the right to change the Proposed Institute Name in mutual consent.
- 14.2. **Address:** Enter the Address of Proposed Institute
- 14.3. **Pin Code:** Enter Pin Code
- 14.4. **State:** Auto Displayed on basis of entered Pin Code
- 14.5. **District:** Auto Displayed on basis of entered Pin Code
- 14.6. **Taluka:** Auto Displayed on basis of entered Pin Code
- 14.7. **City / Village:** Select City / Village depending upon the entered Pin Code
- 14.8. **Phone Number:** Enter Phone Number of the Promoting Organization
- 14.9. **Location:** Select the Location Category as per recent census
- 14.10. **Email ID:** Enter Email ID of the Promoting Organization
- 14.11. **Upload Resolution to Start Institute:** Upload the board resolution of Promoting Organization to start the institute
- 14.12. **Save and Next:** Click to Save the filled information and go to the next page
- 14.13. **Cancel:** Click to cancel all filled information

15. **Proposed Trade – Unit Details**15.1. **Add New Trade Row:** Click to add New Trade – Unit to enter the details.

Sr. No.	Name of Trade	Course Code	Trade Type	No. of concurrent units	No. of concurrent Units already Affiliated / Approved	Total Concurrent Units	Approval / Affiliation Order	Action
1	DRONE TECHNICIAN CUM OPERATOR	MHEAEDTOH0300	ENGINEERING NON MACHINE	1	0	1		VIEW EDIT DELETE
Total				1	0	1		

15.2. Following Pop-up window shall be displayed to enter the details of Trade / Course / Qualification Pack

15.3. **Course Approved by:** To select the Trade, select the Course Approval Authority as

- 15.3.1. Maharashtra State Council of Vocational Training
- 15.3.2. National Council of Vocational Training
- 15.3.3. National Skill Development Corporation
- 15.3.4. Sector Skill Council
- 15.3.5. Maharashtra State Board of Vocational Education Examination
- 15.3.6. Other

15.4. **Sector:** Select the Sector of the Course15.5. **Name of Trade:** Select the Trade/ Course15.6. **Course Code:** Respective Course Code shall be displayed15.7. **Trade / Course Duration in Hours:** Shall be displayed15.8. **Trade / Course Type:** Shall be displayed15.9. **Affiliation / Approval Details:**

15.9.1. Whether the Trade/ Course already Affiliated/ Approved: Select “Yes” or “No” as per status

15.9.2. If “Yes” then enter “No. of Concurrent Units Already Affiliated/ Approved” Upload Affiliation / Approval Copy in Pdf Format. Units already Affiliated/ Approved by specified agency shall be exempted from inspection and given 50% concession in Inspection Fees.

15.10. **Intake**15.10.1. **Intake Per Unit:** Shall be displayed15.10.2. **Intake for Proposed “X” Unit/s:** Shall be displayed for number of Units applied for affiliation

- 15.10.3. **Intake for Total “X” Unit/s:** Shall be displayed for Total number of Units applied and already affiliated
- 15.11. **Space Norms**
- 15.11.1. **Workshop Space Required Per Unit/ Batch in Sq.M.:** Shall be displayed
- 15.11.2. **Workshop Space Required for “X” Unit/ Batch in Sq.M.:** Shall be displayed for number of Units applied for affiliation
- 15.11.3. **Floor Preference:** Shall be displayed as “Ground” or “Any”
- 15.12. **Funds Required**
- 15.12.1. **Civil Work @ Rs.150000 per Unit:** Shall be displayed for number of Units applied for affiliation
- 15.12.2. **Machine Infrastructure @ Rs.150000 per Unit:** Shall be displayed for number of Units applied for affiliation
- 15.12.3. **Tools @ Rs. 100000 per Unit:** Shall be displayed for number of Units applied for affiliation
- 15.12.4. **Total Funds Required:** Shall be displayed for number of Units applied for affiliation
- 15.13. **Power Norms**
- 15.13.1. **Power Required Per Unit in KW:** Shall be displayed
- 15.13.2. **Power Required for “X” Unit/ Batch in KW:** Shall be displayed for number of Units applied for affiliation
- 15.14. **Save:** Save the entries and return to main page
- 15.15. **Close:** Return to main page without saving the entries
- 15.16. **Action:** Select Action as “View”, “Edit” or “Delete” the entry
- 15.17. **Next:** Move to the next page
16. **Land Details:** Enter details of the Land on which the Institute is to be established

The screenshot shows the 'Land Details' form with the following elements:

- Header: Home / Land Details
- Info: All areas are in Sq M.
- Form Fields:
 - Total Land Required as per Norms: Not Applicable
 - Total Land Available in Sq. Meter: 0
 - Variation: 0
 - Whether Land is Shared or Dedicated for Proposed Institute: Select
 - Google Map: [Text Box] Go To Map
 - Land Map Document: SELECT FILE, Download Document.pdf
 - Ownership Type: Owned
 - Upload 7/12 document/property card/other relevant document: SELECT FILE, Download Document.pdf
- Footer: Application/LandDetails#, SAVE AND NEXT, CANCEL

- 16.1. **Total Land Required as per Norms:** Total Land Required as per norms shall be displayed
- 16.2. **Total Land Available in Sq. Meter:** Enter Available Land in Square Meters
- 16.3. **Variation:** Shall be displayed by the System. Negative value represents deficiency
- 16.4. **Whether Land is Shared or Dedicated for Proposed Institute:** Select whether the Land is Shared with other entities or Dedicated for the setting up Proposed Institute
- 16.5. **Google Map:** Click on “Go to Map”, click on the exact Location on Google Map, copy the URL and paste in the Text Box.
- 16.6. **Land Map Document:** Upload the Land Map Document as available with Revenue Department or equivalent map showing the Location of the Land with directions
- 16.7. **Ownership Type:** Select the Ownership as “Owned” or “Rented”
- 16.7.1. **Owned:** Upload 7 / 12 document / property card / other relevant document if the Land is Owned
- 16.7.2. **Rented:** If the Land is Rented then select the **Date of Lease** and **Expiry of Lease**. The Expiry of Lease shall be minimum 3 years from the date of Application. **Upload**

Registered Lease Deed in Pdf format. The Lease Deed shall be registered with Sub-Registrar.

Ownership Type	Rented
Date of Lease	DD/MM/YYYY
Expiry of Lease ⓘ	DD/MM/YYYY
Upload registered lease deed ⓘ	SELECT FILE

16.8. **Save and Next:** Click to Save the filled information and go to the next page

16.9. **Cancel:** Click to cancel all filled information

17. **Fund Availability and Requirement Details:** Details regarding funds required for setting up the Institute and funds available with the Applicant are to be provided here.

17.1. **Civil Work:** Details of funds required and available for Civil Work shall be entered here.

Home / Funds Availability and Requirement Details	
All areas are in Sq M.	
Civil Work	
Funds required for Civil work (Z)	₹ 150000
Total Available space for Proposed Units in Sq. Meter	1500
Total Amount already spent on Building @ Rs. 10000 per Sq.Meter (R)	₹ 15000000
Balance Funds required for Civil Work for proposed units (C = Z-R)	₹ 0

17.1.1. **Funds required for Civil work (Z):** Funds required @ Rs. 150000 per Units shall be displayed

17.1.2. **Total Available space for Proposed Units in Sq. Meter:** Enter Total Space available in Sq. Meter

17.1.3. **Total Amount already spent on Building @ Rs. 10000 per Sq. Meter (R):** Shall be calculated

17.1.4. **Balance Funds required for Civil Work for proposed Units (C=Z-R):** Balance Funds to be available with applicant shall be displayed

17.2. **Machine Infrastructure:** Details of funds required and available for procurement of Machines shall be entered here.

Machine InfraStructure	
Funds Required for Machine Infrastructure Facility for proposed units (X)	₹ 150000
Amount already invested in Machine Infrastructure for proposed Units (P)	₹ 2500000
Upload List of Machine infrastructure ⓘ	SELECT FILE Download
Balance Funds required to acquire Machine Infrastructure (A = X - P)	₹ 0

17.2.1. **Funds Required for Machine Infrastructure Facility for proposed Units (X):** Funds required @ Rs. 150000 per Units shall be displayed

17.2.2. **Amount already invested in Machine Infrastructure for proposed Units (P):** Enter the Amount for Machines already procured by the Applicant for the applied Trades/ Units

17.2.3. **Upload List of Machine Infrastructure:** Upload the List of Machines procured by Applicant for the Trades/Units along with Invoice copies

17.2.4. **Balance Funds required to acquire Machine Infrastructure (A=X-P):** Balance Fund to be available with applicant shall be displayed

17.3. **Tools:** Details of funds required and available for procurement of Tools shall be entered here.

Tools	
Funds Required for Tools for proposed units (Y)	₹ 100000
Amount already invested in Tools for proposed Units ₹ (Q)	₹ 110000
Upload List of Tools along ⓘ	SELECT FILE
Balance Funds required to acquire Infrastructure (B = Y - Q)	₹ 0

- 17.3.1. **Funds Required for Tools for proposed units (Y):** Funds required @ Rs. 100000 per Units shall be displayed
- 17.3.2. **Amount already invested in Tools for proposed Units (Q):** Enter the Amount for Tools already procured by the Applicant for the applied Trades/ Units
- 17.3.3. **Upload List of Tools along:** Upload the List of Tools procured by Applicant for the Trades/Units along with Invoice copies
- 17.3.4. **Balance Funds required to acquire infrastructure (B=Y-Q):** Balance Fund to be available with applicant shall be displayed
- 17.4. **Total Funds Requirement:** Details of funds required, available and balance funds required are displayed here

Total Funds Requirement	
Total Funds Required for proposed Units (X + Y + Z)	₹ 400000
Total Funds Available with Promoting Organization (P + Q + R)	₹ 17610000
Balance Funds Required for proposed units (D = A + B + C)	₹ 0

17.5. **Total Funds available with Promoter**

- 17.5.1. Enter the Bank Account Details for the Account in name of the Promoting Organization where all financial transactions of the Proposed Institute shall happen.

Type of Account	IFSC	Name and Branch of Bank	Account Number	Amount in Account (₹)	Upload last 6 months Bank Statement	
Saving	CORP0000432	CORPORATION BANK, AMBOLI- MUME	12311134543	5000000	SELECT FILE	DELETE
Total Amount in Account (₹)				₹ 5000000		
+ADD BANK ACCOUNT						

17.5.1.1. **Type of Account:** Select the Type of Account as “Saving” or “Current”

17.5.1.2. **IFSC:** Enter the IFS Code

17.5.1.3. **Name and Branch of Bank:** Auto Displayed on basis of entered IFSC

17.5.1.4. **Account Number:** Enter Account Number

17.5.1.5. **Upload last 6 months Bank Statement:** Upload Document in Pdf Format

17.5.1.6. **ADD BANK ACCOUNT:** Click to add additional Bank Accounts

- 17.5.2. Other Investment details to substantiate the financial capacity of the Applicant to raise the required funds for establishing Institute

Total Amount in Fixed Deposit (F)	₹ 2200000
Upload Fixed Deposit Certificate	SELECT FILE
Total Amount in Mutual Funds/ Shares/ etc (G)	₹ 300000
Upload Certificates	SELECT FILE
Total Amount available with Promoter (H = E + F + G)	₹ 7500000
Balance Funds Required for proposed units (D - H)	₹ -7500000

17.5.2.1. **Total Amount in Fixed Deposit (F):** Enter amount in Fixed Deposit in the name of Promoting Organization

17.5.2.2. **Upload Fixed Deposit Certificate:** Upload all copies in Pdf format

17.5.2.3. **Total Amount in Mutual Funds/ Shares/ etc (G):** Enter amount invested in Mutual Funds/ Shares/ etc in the name of Promoting Organization

17.5.2.4. **Upload Certificates:** Upload all copies

17.5.2.5. **Total Amount available with Promoter (H=E+F+G):** Shall be displayed


17.5.2.6. **Balance Funds Required for proposed units (D-H):** Shall be displayed. Negative value denotes excess funds with the Applicant.

18. **Workshop Space Details:** Workshop space required and availability details shall be entered here

Home / Workshop Space Details

Trade wise Workshop Space Details

All areas are in Sq. M.

Sr. No.	Name of Trade	Course Code	Trade Type	No. of Concurrent Units	No. of concurrent units already affiliated/approved	Total concurrent Units	Workshop Space Required in Sq. M.	Floor Preference	Available *	Remark Ground/ First/ Second/ to Tenth Floor*	Space Variation	Floor Variation	Upload Workshop Photo *
1	DRONE TECHNICIAN CUM OPERATOR	MHEAEDTOH0300	ENGINEERING NON MACHINE	1	0	1	50	ANYTHING	<input type="text"/>	Select	-50	Not Acceptable	 SELECT IMAGE

SAVE AND NEXT CANCEL

- 18.1. **Name of Trade:** Name of the Trade applied for affiliation shall be displayed here in tabular form
- 18.2. **Course Code:** Shall be displayed according to the selected Trade
- 18.3. **Trade Type:** Shall be displayed according to the selected Trade
- 18.4. **No. of Concurrent Units:** Shall be displayed according to the selected Trade
- 18.5. **No. of concurrent units already affiliated/ approved:** Shall be displayed according to the selected Trade
- 18.6. **Total concurrent Units:** Shall be displayed according to the selected Trade
- 18.7. **Workshop Space Required in Sq.M.:** Shall be displayed according to the selected Trade
- 18.8. **Floor Preference:** Shall be displayed according to the selected Trade
- 18.9. **Available:** Enter the available Workshop Space for the specified Trade and Units in Sq. Meter
- 18.10. **Remark Ground/First/ Second to Tenth Floor:** Select the floor on which Workshop Space is available
- 18.11. **Space Variation:** Shall be displayed accordingly. “-ve” means excess space available.
- 18.12. **Floor Variation:** Floor Variation as “Acceptable” or “Not Acceptable” shall be displayed depending upon the floor requirement and availability.
- 18.13. **Upload Workshop:** Upload Workshop Photo clearing showing the floor space availability.
- 18.14. **Save and Next:** Click to Save the filled information and go to the next page
- 18.15. **Cancel:** Click to cancel all filled information

19. **Common Facility Type Wise List & Details:** Enter details Common Facilities available with the Proposed Institute

Home / Common Facility Space Details

Common Facility Type Wise List & Details

Type	Utility	Already Affiliated/Approved Units		Required for Proposed Units		Total Required		Available		Variation (-ve means shortage)	
		Number	Space	Number	Space	Number	Space	Number	Space	Number	Space
Administrative Office Space	Principal Cabin	-	-	1	20	1	20	1	22	0	2
	Office (4 Sq. Meter Per Staff)	-	-	1	4	1	4	2	5	1	1
Toilets	Gents Toilet = 15 Sq. Meter	-	-	1	15	1	15	1	15	0	0
	Ladies Toilet = 15 Sq. Meter	-	-	1	15	1	15	1	16	0	1
Class Room and Common Lab	Class Room = 30 Seater	-	-	1	30	1	30	2	31	1	1

CANCEL

- 19.1. **Administrative Office Space**
- 19.1.1. **Principal Cabin:** Enter available number and space for Principal/ Institute Head
- 19.1.2. **Office:** Enter available number and Office space
- 19.2. **Toilets**
- 19.2.1. **Gents Toilet:** Enter available number and space for Gents Toilet
- 19.2.2. **Ladies Toilet:** Enter available number and space for Ladies Toilet
- 19.3. **Class Room and Common Lab**
- 19.3.1. **Class Room:** Enter available number and space for Class Room

20. **Building Details:** Enter the details of the Proposed Institute Building

- 20.1. Click on “Add Building” to enter the details of Building. Multiple Building can be added.

Home / Building Space Details

+ADD BUILDING

Sr. No.	Name of Building	Owned / Rented	No. of Stories	Area on Ground Floor in sq.m.	Area other than Ground Floor in sq.m.	Total Area in sq.m.	Building Floor Plan	Building Photo	Action
---------	------------------	----------------	----------------	-------------------------------	---------------------------------------	---------------------	---------------------	----------------	--------

NEXT

20.2. Following Pop-up window shall be displayed to enter the details of Building

20.3. **Name of Building:** Administrative, Workshop, Integrated20.4. **Building Ownership:** Select as “Owned” or “Rented”20.4.1. **Owned:** If the Building is Owned then Upload the Relevant Document to substantiate ownership

20.4.2. **Rented:** If the Building is Rented then select the Date of Lease and Expiry of Lease. The Expiry of Lease shall be minimum 3 years from the date of Application. **Upload Lease Document** in Pdf format. The Lease Document shall be a registered Lease Document with appropriate authority.

20.5. **Whether Building Ready:** Select “Yes” or “No” as per status20.6. **Whether Building is Dedicated for Proposed Institute:** Select “Yes” or “No” as per status20.7. **Whether Approachable Road Available:** Select “Yes” or “No” as per status20.8. **Type of Construction:** Select as “RCC”, “Load Bearing” or “Fabrication”20.9. **Number of Stories:** Select as per status20.10. **Area on Ground Floor in Sq. M.:** Enter Area on Ground Floor in Square Meter available for Institute’s operation20.11. **Area other than Ground Floor in Sq.M.:** Enter Area other than Ground Floor in Square Meter available for Institute’s operation20.12. **Total Area in Sq.M.:** Auto calculated20.13. **Average Height between Ceiling and Flooring in Feet:** Enter as per status20.14. **Year of Construction:** Select as per status20.15. **Upload Floor wise Plan demarcating existing and proposed Trades / Units and Common Facilities:** Upload the Plan in Pdf format clearly demarcating the purpose and duly certified by Architecture20.16. **Upload Building Photo:** Upload Photo20.17. **Save:** Save the entries and return to main page20.18. **Close:** Return to main page without saving the entries20.19. **Action:** Select Action as View, Edit or Delete the entry20.20. **Next:** Move to the next page

21. **Power Details:** Enter the Power Supply details

Home / Power Details

Power Details List

Sr. No.	Name of Trade	Course Code	Required per unit as per DGT Norms	Type (Single / Three Phase)	Required for Existing Units	Required for Proposed Units	Total Required
1	BASIC CULTIVATION OF CEREAL CROPS	AGR102	5.00 KW		0KW	5 KW	5KW
Total Required						5.00 KW	
Total Available *						5	
Available Type *						Single Phase	
Upload Latest Electricity Bill Copy *						SELECT FILE Download Candidate ID-PB0016EA-0000063_5b126c4e-e03e-4414-8c17-7178dca45774.Pdf	
Upload NOC from building Owner *						SELECT FILE	
Download PaymentReceipt-PVT12040T.pdf							

- 21.1. **Name of Trade:** Name of the Trade applied for affiliation shall be displayed here in tabular form
- 21.2. **Course Code:** Shall be displayed according to the selected Trade
- 21.3. **Required per unit as per norms:** Power Required per unit as per norms shall be displayed
- 21.4. **Type:** Type of Power supply as Single or Three Phase shall be displayed
- 21.5. **Required for Existing Units:** Power required for existing affiliated units shall be displayed
- 21.6. **Required for Proposed Units:** Power required for proposed units for affiliation shall be displayed
- 21.7. **Total Required:** Total Power required including existing and proposed units shall be displayed
- 21.8. **Total Required:** Total Power required for all applied Trades and Units shall be displayed
- 21.9. **Total Available:** Enter the Supply Rating in Kilo Watt
- 21.10. **Available Type:** Enter the Type of Supply as “Single Phase” or “Three Phase”
- 21.11. **Upload Latest Electricity Bill Copy:** Upload the document in Pdf format
- 21.12. **Upload NOC from Building Owner:** Upload signed No Objection Certificate from the Building Owner regarding usage of the Power Supply
- 21.13. **Save and Next:** Click to Save the filled information and go to the next page
- 21.14. **Cancel:** Click to cancel all filled information

22. **Infrastructure Details:** Enter the Infrastructure Details available with the Proposed Institute for applied Trades and Units

Home / Infrastructure Details

Trade List - Infrastructure Details

Sr. No.	Name of Trade	Course Code	Status	Total Units	Infrastructure Norms	Status of Submission
1	BASIC CULTIVATION OF CEREAL CROPS	AGR102	Existing/Affiliated	0	SUBMIT AVAILABILITY	100
			Proposed	1		100 %
		Total	Existing	0		
			Proposed	1		

- 22.1. **Name of Trade:** All the Trades applied for Affiliation shall be displayed in tabular form.
- 22.2. **Course Code:** Shall be displayed accordingly
- 22.3. **Existing/ Affiliated:** Number of Existing affiliated Units shall be displayed
- 22.4. **Proposed:** Number of Proposed Units for affiliation shall be displayed
- 22.5. **SUBMIT AVAILABILITY:** Click to submit the details of infrastructure available for the specific Trade.
- 22.6. **Status of Submission:** The Status of availability of Infrastructure in percentage shall be displayed. Application can be submitted only when “Status of Submission” is 100%
- 22.7. **Save:** Save the entries and return to main page0
- 22.8. **Close:** Return to main page without saving the entries
- 22.9. Following Pop-up Window shall be displayed when clicked on “SUBMIT AVAILABILITY” to enter the details:

Infrastructure Details

Item List - Infrastructure Details

Name of Trade: BASIC CULTIVATION OF CEREAL CROPS

Number of Existing Units: 2

Number of Proposed Units: 1

Total Units: 3

Percentage Availability: 100%

S.N.	Name of Item	Required per unit as per DGT Norms	Remark for Utilization	Required as	Required for Existing Units	Required for Proposed Units	Total Required	Total Available	Action	Status
1	Drill electric hand 6-12 mm	1	Per 1 Unit in Shift	Mandatory	0	1	1	1	SUBMIT DETAILS	Complete
2	Stud remover	1	Per 1 Unit in Shift	Mandatory	0	1	1	1	SUBMIT DETAILS	Complete
3	Ball peen Hammer 0.5 Kg.	1	Per 1 Unit in Shift	Mandatory	0	1	1	1	SUBMIT DETAILS	Complete
4	Spanner adjustable (pipe wrench) 350 mm	1	Per 1 Unit in Shift	Mandatory	0	1	1	2	SUBMIT DETAILS	Complete
5	Reaper/Reaper winder	1	Per 1 Unit in Shift	Mandatory	0	1	1	1	SUBMIT DETAILS	Complete
6	Drill Twist (assorted)	1	Per 1 Unit in Shift	Mandatory	0	1	1	1	SUBMIT DETAILS	Complete

All the Machine, Tools, Equipments, Furniture, Software, etc. required for the selected Trade shall be displayed in a tabular form.

- 22.9.1. **Name of Trade:** Name of the selected trade shall be displayed
- 22.9.2. **Number of Existing Units:** Number of Existing affiliated Units shall be displayed
- 22.9.3. **Number of Proposed Units:** Number of Proposed Units for affiliation shall be displayed
- 22.9.4. **Total Units:** Total Units including Existing and Proposed shall be displayed
- 22.9.5. **Percentage Availability:** Percentage Availability of infrastructure as per the entered details shall be displayed. Application can be submitted only when the “Percentage Availability” is 100%.
- 22.9.6. **Name of Item:** Name of the Item shall be displayed
- 22.9.7. **Required per Unit as per Norms:** Shall be displayed
- 22.9.8. **Remark for Utilization:** Shall be displayed
- 22.9.9. **Required as:** Shall be displayed as “Mandatory” or “Non-Mandatory”
- 22.9.10. **Required for Existing Units:** Shall be displayed
- 22.9.11. **Required for Proposed Units:** Shall be displayed
- 22.9.12. **Total Required:** Shall be displayed
- 22.9.13. **Total Available:** Enter the available Quantity
- 22.9.14. **Action:** Click on “SUBMIT DETAILS” to submit the details of items
- 22.9.15. **Status:** Status as “Complete” or “Incomplete” as per details provided shall be displayed
- 22.9.16. **Save:** Save the entries and return to main page
- 22.9.17. **Close:** Return to main page without saving the entries
- 22.9.18. Following Pop-up Window shall be displayed when clicked on “SUBMIT DETAILS” to enter the details:

Infrastructure Details - Applicable only for Machines / Equipments costing more than Rs. 10,000

Applicable only for Machines / Equipments costing more than Rs. 10,000

Item Details - Infrastructure

Name of Item: Steel Rule - 300 mm, Graduated both in Metric and English Unit

Category: 15

Total Available: 15

S.N.	DSR/ Reference Number	Make	Model	Present Status
1				Select
2				Select
3				Select
4				Select

- 22.9.18.1. **Name of Item:** Shall be displayed
- 22.9.18.2. **Category:** Shall be displayed
- 22.9.18.3. **Total Available:** Shall be displayed as entered in “Total Available”.
- 22.9.18.4. Number of Rows equal to “Total Available” quantity shall be displayed to enter Item wise details
- 22.9.18.5. **DSR/ Reference Number:** Enter DSR Number of the item
- 22.9.18.6. **Make:** Enter the Make i.e. Original Equipment Manufacturer of the Item
- 22.9.18.7. **Model:** Enter the Model of the Item
- 22.9.18.8. **Present Status:** Select present status of the item as following

Present Status

Select

Select

Working

Minor Fault

Major Fault

Non-Repairable

Proposed for Writeup

22.9.18.9. **Save:** Save the entries and return to main page

22.9.18.10. **Close:** Return to main page without saving the entries

23. **Other Infrastructure Details:** Enter the details regarding Other Infrastructure available in the Proposed Institute

- 23.1. **Whether Water Supply is available:** Select as “Yes” or “No” as per status
 23.2. **Source of Water Supply:** Select Source of Water Supply as “Local Body”, “Well”, “Bore Well” or “Other” as per status
 23.3. **Skill India Logo Displayed:** Select as “Yes” or “No” as per status
 23.4. **MSCVT Logo Displayed:** Select as “Yes” or “No” as per status
 23.5. **Upload Photo showing Skill India Logo displayed in the Institute:** Upload Photo showing Skill India Logo displayed in Institute
 23.6. **Upload Photo showing MSCVT Logo displayed in the Institute:** Upload MSCVT Logo: Upload Photo showing MSCVT Logo displayed in Institute

24. **Self Declaration:** Read the Self Declaration carefully.

- 24.1. **Upload Annexure A - Self Declaration:** Print the Self Declaration on Rs. 100 Judicial Stamp Paper as per Annexure C of this document and Upload this Document in Pdf Format. Submit the Original Document to MSCVT through the Inspecting Agency.
 24.2. **I ACCEPT THE ABOVE DECLARATION:** Click to accept the application. Once the Self Declaration is accepted the Application cannot be edited.

25. **Inspection Fees:** Applicant has to pay Inspection Fees for the Proposed Trades / Courses / QP through Payment Gateway

- 25.1. **Total Concurrent Units Proposed:** Shall be displayed as applied
 25.2. **Total Concurrent Units for Inspection:** Shall be displayed as applied
 25.3. **Total Concurrent Units exempted from Inspection:** Shall be displayed as applied
 25.4. **Fees per Unit for Inspection:** Fees per Unit for Inspection is Rs. 10000
 25.5. **Fees per Unit for Units exempted from Inspection:** Fees is Rs. 5000 per Unit
 25.6. **Total Applicable Inspection Fees:** Shall be displayed accordingly
 25.7. **Pay Inspection Fees:** Once information in all the sections is filled up 100% then this tab shall be activated. Applicant has to Pay Inspection Fees through Payment Gateway

Home / Inspection Fees	
Total Concurrent Units Proposed	1
Total Concurrent Units for Inspection	1
Total Concurrent Units exempted from Inspection	0
Fees Per Unit for Inspection	₹ 10,000.00
Fees Per Unit for Units exempted from Inspection	₹ 5,000.00
Total Applicable Inspection Fees	₹ 10,000.00

Pay Inspection Fees [Make Payment](#)

25.8. Following Payment Gateway shall be displayed to make the payment for Inspection Fees

AXIS BANK Directorate of Vocational Education and Training

Registration Id : pvt121521 Amount : 1

URN : 680012 (SAVE FOR FUTURE REFERENCE)

☐ Terms and Conditions : I accept the Terms and Conditions contained herein that shall apply to any person using the services of EasyPay provided by Axis Bank for making payments through an online payment gateway service. Each User is therefore deemed to have read and accepted these Terms and Conditions. General Terms and Conditions for Online Payments: 1. Axis Bank, obligations, undertakings shall be subject to the laws in force in India, as well as any directives/ procedures of Government of India. Each

Payment Options

INTERNET BANKING [Pay at Axis](#)

26. **Submit Details and Request for Inspection:** Select the date range for Inspection and submit the application

Home / Request for Inspection

[PRINT REPORT](#)

Select Inspection Date (Dates shall be excluding Holidays and Sundays) From * 29/11/2018 To * 07/12/2018

From date shall be 15 days later from the date of submission and To date should not be more than 60 days from the date of submission.

[SUBMIT](#)

26.1. **Select Inspection Date:**

26.1.1. **From:** Select Date. From date shall be 15 days later from the date of submission

26.1.2. **To:** Select Date. To date shall not be more than 60 days from the date of submission

26.2. **Submit:** This tab shall be activated once the Inspection Fees is paid. System shall ask for OTP verification. On verification the application shall be submitted for Inspection.

Enter OTP

OTP successfully sent to the mobile number

[SUBMIT](#) [RESEND OTP](#)

26.3. **Print Report:** The complete Application Form can be downloaded in Pdf format.

27. Once all the sections of the Applications are completed the Application Form dashboard shall display as 100% in all the section.

Application Form

Promoting Organization Details 100%	Promoters Details 100%	Proposed Institute Details 100%	Proposed Trade/Units Details 100%	Land Details 100%
Funds Availability and Requirement Details 100%	Workshop Space Details 100%	Common Facility Space Details 100%	Building Details 100%	Power Details 100%
Infrastructure Details 100%	Other Infrastructure Details 100%	Self Declaration 100%	Inspection Fees 100%	Submit Details and Request for Inspection 100%

Submitted Express of Interest and pending for Verification by Administrator

28. The Application shall be diverted to Inspecting Agency for Inspection. The Inspecting Agency shall convey the date of Inspection within the range as requested by the Applicant.
29. Inspecting Agency shall verify the Infrastructure requirement as per norms and eligibility criteria and validate all the documents uploaded during Application and any other supporting documents. All the Original Documents have to be presented to the Inspecting Agency.
30. Inspecting Agency shall conduct physical inspection of institute and verify all documents and submit its report with recommendation
31. The Inspection Report shall be diverted to Administrator for final verification and Approval.
32. Once Administrator approves, system shall generate the Letter for Affiliation
33. Institutes Rejected during Inspection:
 - 33.1. Institute rejected on basis of document verification and non-compliance of infrastructure, can submit their Grievances to MSCVT. MSCVT shall decide on acceptance of the explanation or reinspection.
 - 33.2. Institute can apply for reinspection within 1 year by paying the requisite reinspection fees.
34. Affiliation Order:
 - 34.1. Institutes clearing the document verification and physical inspection shall be Affiliated with MSCVT and shall be issued with **Affiliation Order**
 - 34.2. The Affiliation shall be valid initially for a period of 3. Institute has to apply for renewal of Affiliation thereafter.
 - 34.3. Institute has to renew their Affiliation after every 5 years after the first renewal.
35. Affiliated VTI has to deposit Security Deposit and submit details of Trainers and Support Staff.
36. Training Batches shall be allotted only when the requisite number of qualified/ certified Trainers are available with the VTI